



Tahir Shah & Co.

Chartered Accountants

AUDITOR'S REPORT TO THE MEMBERS

We have audited the annexed balance sheet of Comprehensive Disaster Response Services CDRS (the Society) as at December 31, 2016, the related statement of income and expenditure and statement of cash flows together with the notes forming part thereof (here-in-after referred to as the financial statements), for the year then ended.

It is the responsibility of the governing body to establish and maintain a system of internal control, and prepare and present the financial statements in conformity with the approved accounting standards as applicable in Pakistan. Our responsibility is to express an opinion on these Financial statements based on our audit.

WE conducted our audit in accordance with the auditing standards as applicable in Pakistan. Those standards require that we plan and perform the audit to obtain reasonable assurance about whether the financial statements are free of material misstatement. An audit includes examining, on a test basis, evidence supporting the amounts and disclosures in the financial statements. An audit also includes assessing the accounting policies and significant estimates made by management, as well as, evaluating the overall presentation of the financial statements. We believe that our audit provides a reasonable basis for our opinion.

In our opinion the financial statements present fairly in all material respects the financial position of the Society as at December 31, 2016 and of its surplus and cash flows for the year then ended in accordance with approved accounting standards as applicable in Pakistan.


Tahir Shah and Co.
Chartered Accountants
Islamabad

Date: 08/06/2017

COMPREHENSIVE DISASTER RESPONSE SERVICES
BALANCE SHEET
AS AT DECEMBER 31, 2016

	Note	2016		2015	
		PKR	USD	PKR	USD
NON-CURRENT ASSETS					
Operating fixed assets	4	2,781,670	26,595	3,122,486	30,503
Security deposit	5	60,000	574	68,000	664
CURRENT ASSETS					
Advances, deposits & pre-payments	6	184,800	1,767	125,000	1,221
Cash and bank balances	7	167,639	1,603	1,526,766	14,915
		352,439	3,370	1,651,766	16,136
TOTAL ASSETS		3,194,109	30,538	4,842,253	47,303
CURRENT LIABILITIES					
Accrued expenses and other payables	8	3,384,075	32,354	3,270,630	31,950
Contingencies and commitments	9	-	-	-	-
NET ASSETS		(189,966)	(1,816)	1,571,623	15,353
REPRESENTED BY:					
Accumulated deficit of income over expenditure		(189,966)	(1,816)	1,571,623	15,353
		(189,966)	(1,816)	1,571,623	15,353

The annexed notes 1 to 15 form an integral part of these financial statements.



PRESIDENT




MEMBER

**COMPREHENSIVE DISASTER RESPONSE SERVICES
STATEMENT OF INCOME AND EXPENDITURE
FOR THE YEAR ENDED DECEMBER 31, 2016**

	Note	2016		2015	
		PKR	USD	PKR	USD
INCOME					
Donations	10	19,647,372	187,842	35,723,600	348,977
Other income	11	394,269	3,769	624,830	6,104
		<u>20,041,641</u>	<u>191,612</u>	<u>36,348,430</u>	<u>355,081</u>
EXPENDITURE					
Program expenses	12	18,396,135	175,880	29,213,214	284,543
Admin expenses	13	3,407,095	32,574	5,175,340	50,409
		<u>21,803,229</u>	<u>208,454</u>	<u>34,388,554</u>	<u>334,952</u>
Surplus / (deficit) of income over expenditure for the year		<u>(1,761,589)</u>	<u>(16,842)</u>	<u>1,959,876</u>	<u>20,128</u>
(Deficit) / surplus of income over expenditure brought forward		1,571,623	15,026	(388,253)	(3,782)
DEFICIT OF INCOME OVER EXPENDITURE CARRIED FORWARD		<u><u>(189,966)</u></u>	<u><u>(1,816)</u></u>	<u><u>1,571,623</u></u>	<u><u>16,347</u></u>

The annexed notes 1 to 15 form an integral part of these financial statements.



PRESIDENT




MEMBER

COMPREHENSIVE DISASTER RESPONSE SERVICES
STATEMENT OF CASH FLOWS
FOR THE YEAR ENDED DECEMBER 31, 2016

	2016		2015	
	PKR	USD	PKR	USD
CASH FLOWS FROM OPERATING ACTIVITIES				
Surplus / (deficit) of income over expenditure	(1,761,589)	(16,842)	1,959,876	20,128
Depreciation charged during the year	561,316	5,367	604,377	5,755.97
Disposal of fixed asset	31,000	296		
Cash flow before working capital change	(1,169,273)	(11,179)	2,564,252	25,884
CHANGES IN WORKING CAPITAL				
Advances, deposits & pre-payments	(59,800)	(572)	(125,000)	1,221
Accrued expenses and other payables	113,445	1,085	(1,083,180)	31,950
	53,645	513	(1,208,180)	33,171
Net cash generated from operating activities	(1,115,628)	(10,666)	1,356,072	59,055
CASH FLOW FROM INVESTING ACTIVITIES				
Payment for capital expenditure	(251,500)	(2,405)	(69,000)	(657)
Sale proceeds from fixed asset	-	-	-	-
Security deposit	8,000	76	32,000	305
Net cash from investing activities	(243,500)	(2,328)	(37,000)	(352)
CASH FLOW FROM FINANCING ACTIVITIES				
	-	-	-	-
Net (decrease) / increase in cash and cash equivalents	(1,359,128)	(12,994)	1,319,072	58,703
Cash & cash equivalents at beginning of the year	1,526,766	14,597	207,694	1,978
Cash & cash equivalents at end of the year	167,639	1,603	1,526,766	60,681

The annexed notes 1 to 15 form an integral part of these financial statements.



PRESIDENT



MEMBER

COMPREHENSIVE DISASTER RESPONSE SERVICES

NOTES TO THE FINANCIAL STATEMENTS

FOR THE YEAR ENDED DECEMBER 31, 2016

1. LEGAL STATUS AND OPERATIONS

- 1.1** The Comprehensive Disaster Response Services - CDRS (the Society) was registered under Pakistan Societies Act 1860/21 applicable to Azad Government of the State of Jammu & Kashmir Muzaffarabad on March 05, 2007. The Society is a non-profit organization which aid, assist, set up, maintain, administer and run hospitals nursing homes, laboratories, mother and child care centers, clinics or other centers connected or concerned directly or indirectly with the care of the human body, promoting welfare of public at large at any place or places in the district of Muzaffarabad and other districts and areas of the State of Azad Jammu & Kashmir.
- 1.2** The registered office of the Society is situated at Union Council Chikar, District Muzaffarabad, State of Azad Jammu and Kashmir (AJK) or such other place as, from time to time, may be determined by the Board of Governors (the "BOARD") of the Society.
- 1.3** 1.3 These financial statements cover all the activities of Comprehensive Disaster Response Services (CDRS) which is a society registered under the Societies Registration Act, 1860 in Pakistan.

2. STATEMENT OF COMPLIANCE AND SIGNIFICANT ESTIMATES

2.1 Statement of compliance

These financial statements have been prepared in accordance with approved accounting standards applicable in Pakistan.

2.2 Significant estimates

The preparation of financial statements in conformity with approved accounting standards requires management to make judgments, estimates and assumptions that affect the application of policies and reported amounts of assets and liabilities, income and expenses. The estimates and associated assumptions are based on historical experience and various other factors that are believed to be reasonable under the circumstances, the results of which form the basis of making the judgments about carrying values assets and liabilities that are not readily available from other sources. Actual results may differ from these estimates.

The estimates and underlying assumptions are reviewed on an ongoing basis. Revisions to accounting estimates are recognized in the year in which estimates are revised if the revision affects only that year, or in the year of the revision and any future year affected.

2.2.1 Property and equipment

The Society reviews the useful lives of property and equipment on regular basis. Any change in the estimates in future years might affect the carrying amounts of the respective items of property and equipment with a corresponding effect on the depreciation charge and impairment.

3. SUMMARY OF SIGNIFICANT ACCOUNTING POLICIES

3.1 Basis of preparation

These financial statements have been prepared under the historical cost convention.

3.2 Operating fixed assets

Operating fixed assets are stated at cost less accumulated depreciation and impairment. Depreciation on all operating fixed assets is charged using diminishing balance method at the rate specified in note 4 without taking in account the residual value. Depreciation on additions is charged for full year in the year of addition while no depreciation is charged in the year of deletion.

Maintenance and normal repairs are charged to revenue as and when incurred. Major renewals and improvements are capitalised and the assets so replaced, if any, are retired.

Gains or losses on disposal of property and equipment are charged to the income and expenditure account.

3.3 Cash and cash equivalent

Cash and cash equivalents are carried at cost and comprise of cash in hand and balance with banks.

3.4 Provisions

Provisions are recognised when the Society has a present legal or constructive obligation as a result of past events, it is probable that an outflow of resources embodying economic benefits will be required to settle the obligation and a reliable estimate can be made of the amount of obligation.

3.5 Unrestricted Fund

Fund that is not subject to donor-imposed restrictions, normally used to meet the working capital requirements of the Society.

Unrestricted grants are recognized on receipt basis directly in the income and expenditure account.

3.6 Restricted Fund

Fund that is subject to donor-imposed restrictions may require the passage of time or the occurrence of a specific event to become available for use.

3.7 Revenue from other sources

Income from other sources is recognized when the right to receive is established.

COMPREHENSIVE DISASTER RESPONSE SERVICES
NOTES TO THE FINANCIAL STATEMENTS
FOR THE YEAR ENDED DECEMBER 31, 2016

4 OPERATING FIXED ASSETS

	COST				Rate	DEPRECIATION			Net value as at Dec 31, 2016	
	As at Jan 01, 2016	Additions	Disposal	As at Dec 31, 2016		As at Jan 01, 2016	For the year	Disposal		As at Dec 31, 2016
Electric appliances	1,544,237	33,000	-	1,577,237	15%	630,995	141,936	-	772,932	804,305
Other appliances	36,500	-	-	36,500	15%	25,952	1,582	-	27,534	8,966
Office equipment	51,550	-	-	51,550	15%	25,913	3,846	-	29,759	21,791
Furniture, fixture & fittings	358,631	-	-	358,631	15%	211,402	22,084	-	233,486	125,145
Medical equipment	4,007,619	-	-	4,007,619	15%	2,423,020	237,690	-	2,660,710	1,346,909
Ultra sound machine	237,050	-	-	237,050	15%	142,853	14,130	-	156,983	80,067
Air conditioners	75,000	-	-	75,000	15%	53,325	3,251	-	56,576	18,424
Generator	247,186	-	-	247,186	15%	133,449	17,061	-	150,510	96,676
Digital camera	77,600	-	-	77,600	30%	67,590	3,003	-	70,593	7,007
Laptops	379,950	-	-	379,950	30%	321,633	17,495	-	339,128	40,822
Computer & accessories	590,912	218,500	31,000	778,412	30%	447,617	99,238	-	546,856	231,556
TOTAL 2016	7,606,235	251,500	31,000	7,826,735		4,483,749	561,316	-	5,045,065	2,781,670

COMPREHENSIVE DISASTER RESPONSE SERVICES
NOTES TO THE FINANCIAL STATEMENTS
FOR THE YEAR ENDED DECEMBER 31, 2016

	Note	2016		2015	
		PKR	USD	PKR	USD
5. SECURITY DEPOSIT					
Security deposit (Refundable) for CDRS office		60,000	574	68,000	664
		<u>60,000</u>	<u>574</u>	<u>68,000</u>	<u>664</u>
6. ADVANCES, DEPOSITS & PRE-PAYMENTS					
Advances for expense		59,800	572		
Advances/Loans-other		125,000	1,195	125,000	1,221
		<u>184,800</u>	<u>1,767</u>	<u>125,000</u>	<u>1,221</u>
7. CASH AND BANK BALANCES					
Cash in hand		67,610	646	280,744	2,743
Cash at bank - MCB A/C # 059301010048832		100,029	956	1,246,022	12,172
		<u>167,639</u>	<u>1,603</u>	<u>1,526,766</u>	<u>14,915</u>
7.1 This represents balance with bank on current account.					
8. ACCRUED EXPENSES AND OTHER PAYABLES					
Payroll Liability - Staff		334,706	3,200	827,344	8,082
Payroll Liability - ED		2,818,569	26,947	1,633,966	15,962
Per diem Liability - ED		150,800	1,442	616,320	6,021
Audit fee payable		80,000	765	80,000	782
Operation center Islamabad rent payable		-	-	68,000	664
Vehicle rent payable		-	-	45,000	440
		<u>3,384,075</u>	<u>32,354</u>	<u>3,270,630</u>	<u>31,950</u>
9. CONTINGENCIES AND COMMITMENTS					
No significant contingencies or commitments existed on the balance sheet date.					

**COMPREHENSIVE DISASTER RESPONSE SERVICES
NOTES TO THE FINANCIAL STATEMENTS
FOR THE YEAR ENDED DECEMBER 31, 2016**

	Note	2016		2015	
		PKR	USD	PKR	USD
10. DONATIONS					
Donation from fund raising event at USA		9,852,194	94,194	11,873,214	115,987
Donation from FKFP		6,248,073	59,736	-	-
Donation from Global Giving		598,560	5,723	525,381	5,132
Donation received from Individuals - Local		556,412	5,320	361,723	3,534
Donation from Imran Khan Foundation		-	-	18,965,936	185,274
Donation from Todd Shea		2,250,286	21,514	2,414,043	23,582
Donation from UKMAP		-	-	1,183,303	11,559
Donation from United Muslim Relief		-	-	400,000	3,908
Donation received from APWA UK		141,847	1,356	-	-
		<u>19,647,372</u>	<u>187,842</u>	<u>35,723,600</u>	<u>348,977</u>
11. OTHER INCOME					
Collection from swat - OPD Fee		394,269	3,769	624,830	6,104
		<u>394,269</u>	<u>3,769</u>	<u>624,830</u>	<u>6,104</u>
12. PROGRAM EXPENSES					
Medicines and Medical Supplies		961,527	9,193	8,183,151	79,940
Special Patients Support		1,226,540	11,727	875,248	8,550
Food Aid in Disaster		99,028	947	379,049	3,703
Donations- Construction Material and Supplies		904,286	8,646	-	-
Donations- Cows and Calves Purchased		1,273,500	12,176	-	-
Donation to SADA		103,400	989	-	-
Donations for Forming and Live Stock		3,444,500	32,932	-	-
Food for Employees, Volunteer and Guests		396,255	3,788	1,104,306	10,788
Hotel Accommodation in Field		30,046	287	70,989	693
Salaries and Benefits		6,080,422	58,133	10,402,399	101,619
Perdiem - ED		90,480	865	369,792	3,612
Facility building rent		674,720	6,451	700,200	6,840
General Supplies		172,247	1,647	400,147	3,909
Cleaning Supplies		17,597	168	48,847	477
Electrical Supplies		11,718	112	-	-
Gas Cylinder Refilling		-	-	111,425	1,088
Repair and Maintenance		92,028	880	241,199	2,356
Depreciation		392,921	3,757	423,064	4,133
Earthquake Relief Mission		-	-	210,000	2,051
Truck transportation		116,364	1,113	354,445	3,463
Highway toll & parking fee		7,074	68	18,617	182
Air fare for field work		5,000	48	248,953	2,432
Audit Fee		80,000	765	168,000	1,641
Additional labour		87,527	837	20,066	196
Domestic train and bus fare		298,230	2,851	364,140	3,557
Vehicle Rental		418,900	4,005	2,224,300	21,729
Vehicle Fuel		191,066	1,827	947,304	9,254
Generator Fuel		1,500	14	339,179	3,313
Utility Bills		214,245	2,048	215,310	2,103
Communications		151,105	1,445	273,148	2,668
Janitorial Services		32,742	313	27,620	270
Professional Fee		26,550	254	98,686	964
Bank and Transfer Charges		65,618	627	90,731	886
Women's Empowerment Project		729,000	6,970	302,900	2,959
		<u>18,396,135</u>	<u>175,880</u>	<u>29,213,214</u>	<u>285,378</u>

13. ADMIN EXPENSES


Salaries and Benefits	1,697,782	16,278	1,844,750	18,021
Medication for Volunteer	-	-	1,440	14
Professional fee	26,550	255	98,686	964
Perdiem - ED	60,320	578	246,528	2,408
Repair and Maintenance	92,028	882	241,199	2,356
General Supplies	114,831	1,101	266,765	2,606
Office Costs and Supplies	25,626	246	32,333	316
Cleaning Supplies	11,731	112	32,565	318
Depreciation	168,395	1,615	181,313	1,771
Food for Employees, Volunteer and Guests	396,255	3,799	1,104,306	10,788
Operation center Islamabad Rent	168,680	1,617	159,300	1,556
Communications	16,789	161	30,350	296
Janitorial Services	32,742	314	29,120	284
Electrical Supplies	7,812	75	-	-
Highway toll & Parking Fee	786	8	2,069	20
Air fare	5,000	48	248,953	2,432
Additional Labour	204,230	1,958	46,820	457
Utility Bills	53,561	514	53,828	526
Printing and Stationery	170,869	1,638	343,312	3,354
Bank charges	153,108	1,468	211,706	2,068
	<u>3,407,095</u>	<u>32,666</u>	<u>5,175,340</u>	<u>50,557</u>

14. GENERAL

- (i) All figures in the financial statements have been rounded off to the nearest rupee.
- (ii) Total number of employees at year end was : 49 (2015: 55).
- (iii) Expenses have been apportioned between program and admin on basis defined by management of CDRS depending upon the nature of activity performed.
- (iv) An amount of Rs. 616,320/- shown as Perdiem Payable in year 2015 and Payroll Liability amounting Rs.1,633,966/- in year 2015 was not paid in actual to Executive Director - CDRS, it was donated by Executive Director to CDRS during the year 2016.
- (v) Corresponding figures have been re-arranged, where necessary, for the purpose of comparison.

15. DATE OF AUTHORISATION

These financial statements have been authorised for issue by the Board of Governors of the Society on 08/06/2017


PRESIDENT


MEMBER